



CHARLOTTE BILTGEN

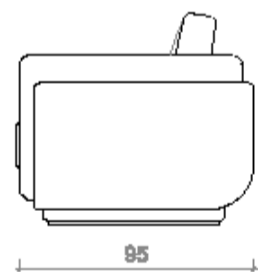
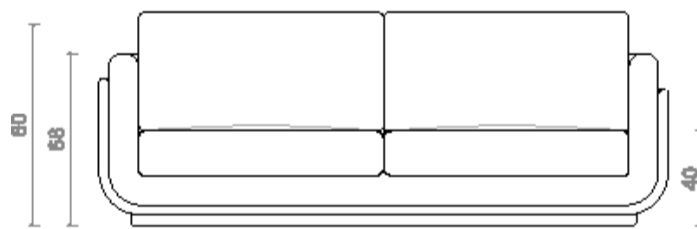
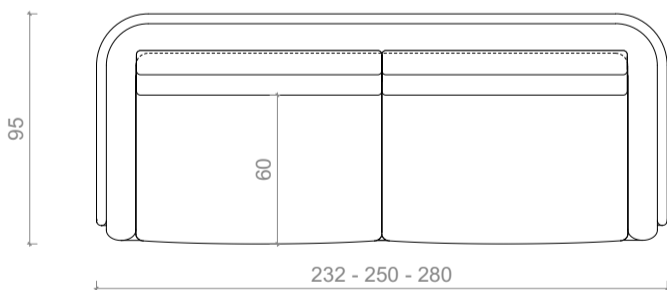


## EBISU Sofa


WOOL TERRY

### Dimensions

L 232 cm – L 250 cm – L 280 cm – D 95 cm – Arm Height 68 cm - H 80 cm (with back cushions) - seating height 40 cm  
L 91.4" – L 98.4" – L 110.2" – D 37.4" – Arm Height H 26.8" - Total H 31.5" - seating height 15.75"



### Materials



Inside & outside :  
Wool Terry  
DEDAR  
Karakorum Ivory



Inside & outside :  
Wool Terry  
BISSON BRUNEEL  
Bergamo

SHOWROOM COURCELLES



CHARLOTTE BILTGEN

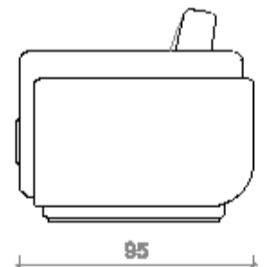
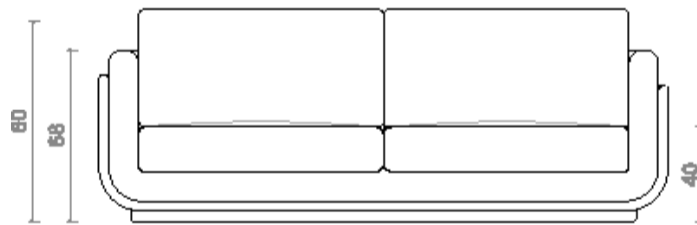
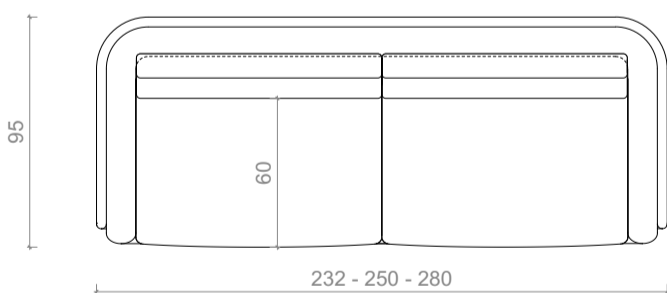


## EBISU Sofa

VELVET & LEATHER

### Dimensions


L 232 cm – L 250 cm – L 280 cm – D 95 cm – Arm Height 68 cm - H 80cm (with back cushions) - seating height 40 cm  
L 91.4" – L 98.4" – L 110.2" – D 37.4" – Arm Height H 26.8" - Total H 31.5" - seating height 15.75"



### Materials



Inside & cushions :  
Velvet  
DEDAR  
Vladimiro



Outside and base :  
Leather  
TOUCH

SHOWROOM COURCELLES